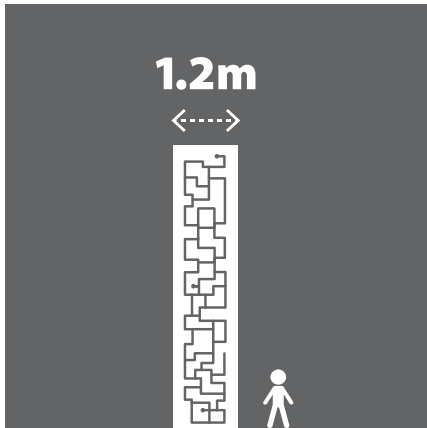




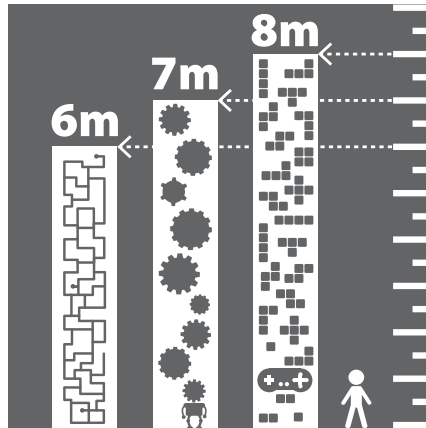
FIT-IN FUN WALLS



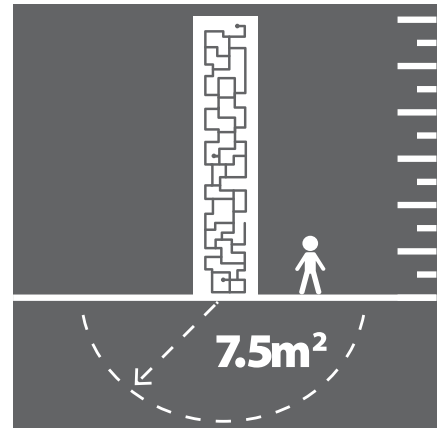
The Fit-in Fun Walls are designed with space saving in mind. They increase the capacity per sq. m in a facility and provide quality fun challenges which fit in each place and budget.



Reduced width:
1.2 m / 3.9 ft




Standard height:
6/7/8 m
(19.5/23/26 ft)



Approx. area per element:
7.5 m²/80 sq.ft
per element




Cactus



Kite Sky

NEW

FIT-IN FUN WALLS



Bubbles



Snake



Stars



Jaws



Equalizer



Crazy Climb