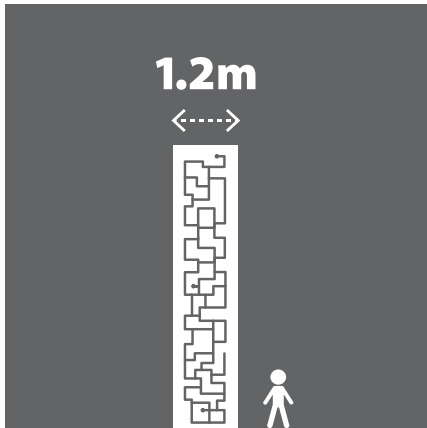




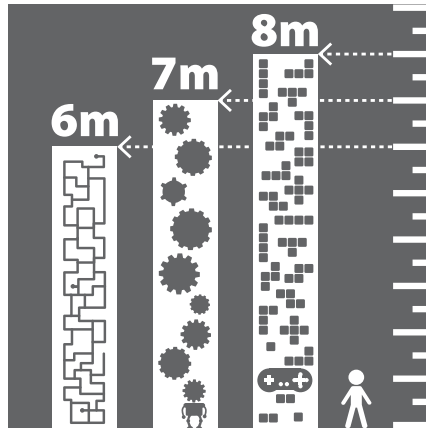
# FIT-IN FUN WALLS



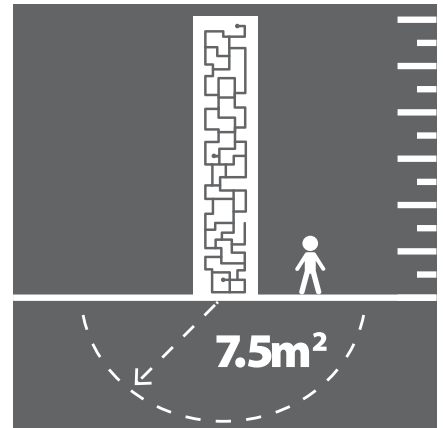
The Fit-in Fun Walls are designed with space saving in mind. They increase the capacity per sq. m in a facility and provide quality fun challenges which fit in each place and budget.



**Reduced width:**  
1.2 m / 3.9 ft




**Standard height:**  
6/7/8 m  
(19.5/23/26 ft)



**Safety zone:**  
7.5 m<sup>2</sup>/80 sq.ft  
per element




**Cactus**



**Kite Sky**



# FIT-IN FUN WALLS



**Bubbles**



**Snake**



**Stars**



**Jaws**



**Equalizer**



**Crazy Climb**